


## Pack-It-Up: Save Offline

Click Resources:



> Click Go to Pack-It-Up




### Pack-It-Up

Pack-It-Up tab enables you to save Taskstream work in a format that may be downloaded to and viewed offline on your computer.

[Go to Pack-It-Up](#)

> Create a New Package



You have requested **0** packages in this subscription period  
(you get **5** packages for each year of your subscription period)

[Create a New Package »](#)

### Option 1: Packing up DRF Program Work

> Click DRF Program Work > Select your chosen DRF Program

#### **Step 1: Select what to package**

**DRF Program Work (18)**

[Select All](#)

- [2 edTPA Assessment Elementary Education DEMO](#)
- [DEMO Aesthetic Ed Fall 2012](#)
- [DEMO Graduate Childhood Education Capstone SP 2012](#)
- [DEMO Graduate Childhood Education Capstone SP 2013](#)
- [EDL School Building Leader \(entering cohort 2011\)](#)
- [EDL School Building Leader \(entering cohort 2012\)](#)
- [edTPA Elementary Education DEMO](#)

### Option 2: Packing up a Presentation Folio

> Click Presentation Folios > Select your chosen Presentation Folios

**Presentation Folios (6)**

[Select All](#)

- [DEMO Graduate Childhood Education Capstone SP 2013](#)

## > Save & Continue: Step 1

**Resources** [Mybrary: My Work](#) [Cybrary: Shared Resources](#) [Online Storage](#) Pack-It-Up: Save Offline

Pack-It-Up » **Step 1: Select Work**

**Directions:** Select work to add to your package. Please note that packing up work will make a copy of the work and it will be no longer editable using the Taskstream tools. [Help on this Page](#)

**Step 1: Select what to package**

▼ DRF Program Work (18)

Select All

2 edTPA Assessment Elementary Education DEMO

DEMO Aesthetic Ed Fall 2012

DEMO Graduate Childhood Education Capstone SP 2012

## > Save & Continue: Step 2

**Resources** [Mybrary: My Work](#) [Cybrary: Shared Resources](#) [Online Storage](#) Pack-It-Up: Save Offline

Pack-It-Up » **Step 2: Confirm your selections**

**Directions:** Review your selected work to package. If you need to add more items, click 'Add More Selections'. [Help on this Page](#)

**Step 2: Confirm Selections**

Item Title	Type	
◉ DEMO Graduate Childhood Education Capstone SP 2012	Directed Response Folio	<input type="button" value="Remove"/>

> Select Zip File > Select Use my TaskStream Message Center account OR Use my external email > Select Finish

**Resources** [Mybrary: My Work](#) [Cybrary: Shared Resources](#) [Online Storage](#) Pack-It-Up: Save Offline

Pack-It-Up » **Step 3: Set Download Preferences**

**Directions:** Please select how you would like to receive your package. [Help on this Page](#)

**Step 3: Set Download Preferences**

**In what format would you like to package your work?**


ZIP file (Recommended for PC users) ⓘ

SIT file ⓘ

**How would you like to be notified when your "Pack-It-Up" file is ready?**

Use my Taskstream Message Center account

Use my external email

 You will be notified via email when your "Pack-It-Up" file is ready. It may take up to 2 hours for your package to be processed. Please note that your package will be a .zip file and will need to be unzipped to use.

[Read more about .ZIP files](#)