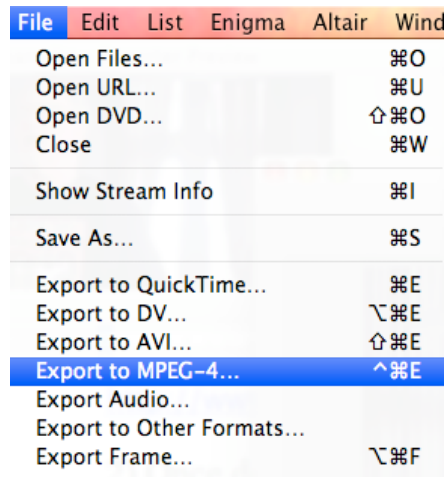


## Compressing Video Using MPEG Streamclip

Open video clip in MPEG Streamclip > Click File > Export MPEG-4



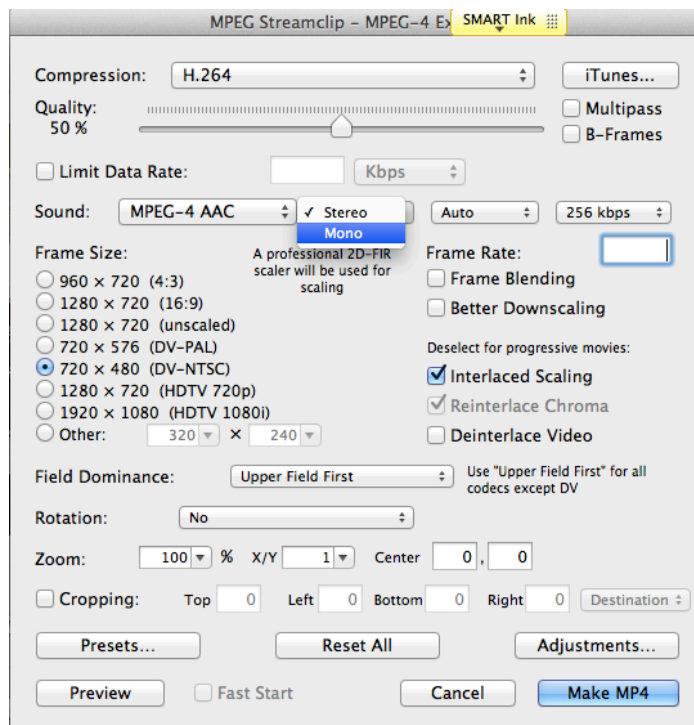
> Choose the following settings:

Quality: Leave the same

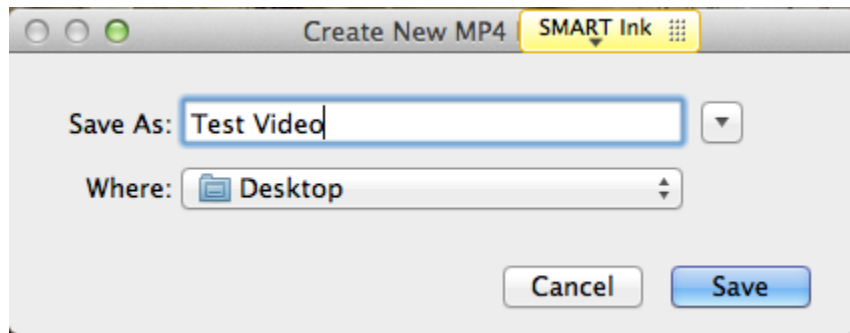
Sound: MPEG-4 AAC, Mono, Auto, 256 kbps

Frame size: Select 720 x 480 (DV-NTSC)

Keep all other settings the same > Click Make MP4



> Name video clip > Click Save



> Video clip will start to compress. This will take some time depending on the initial size of the clip. After compression the clip will appear in the folder where it was saved.

