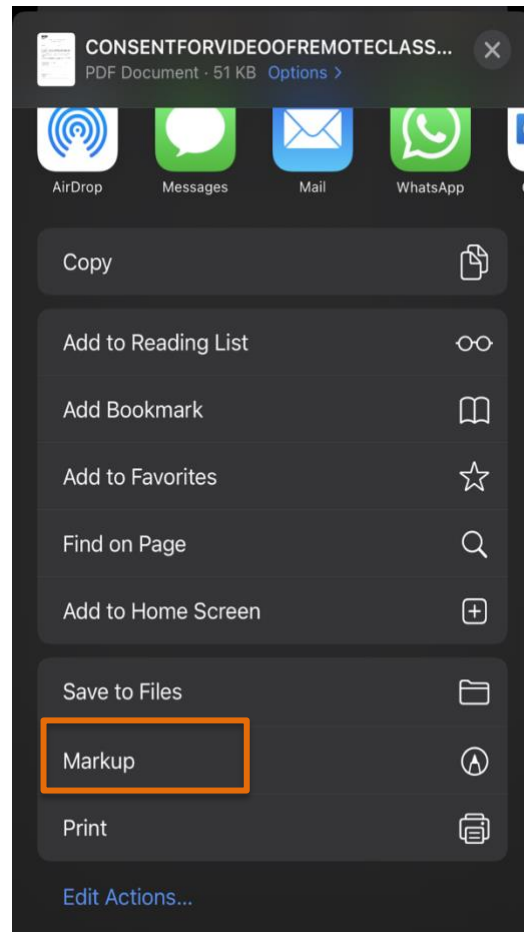
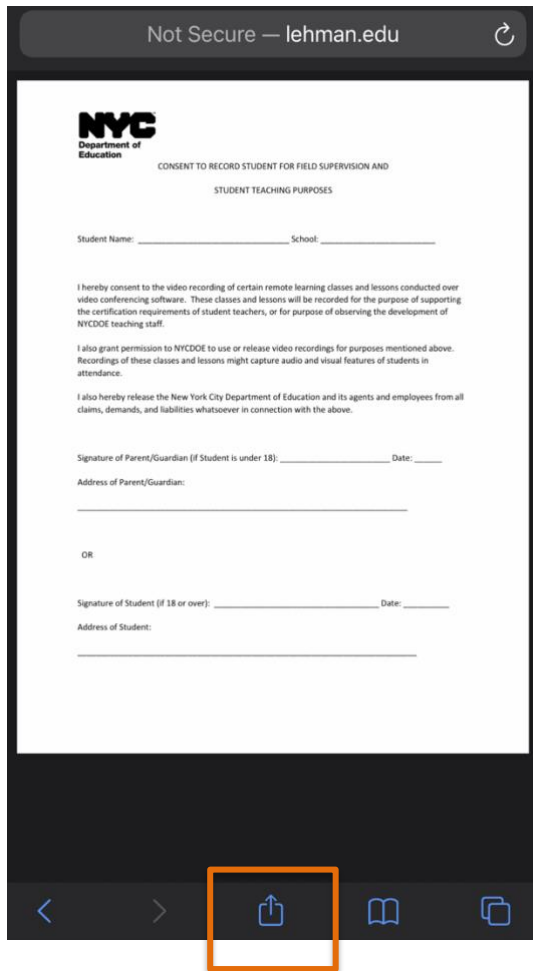
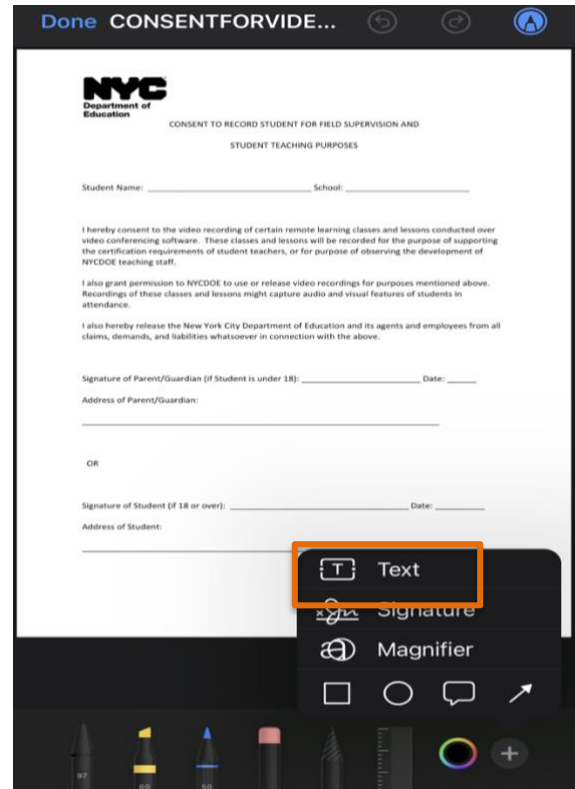
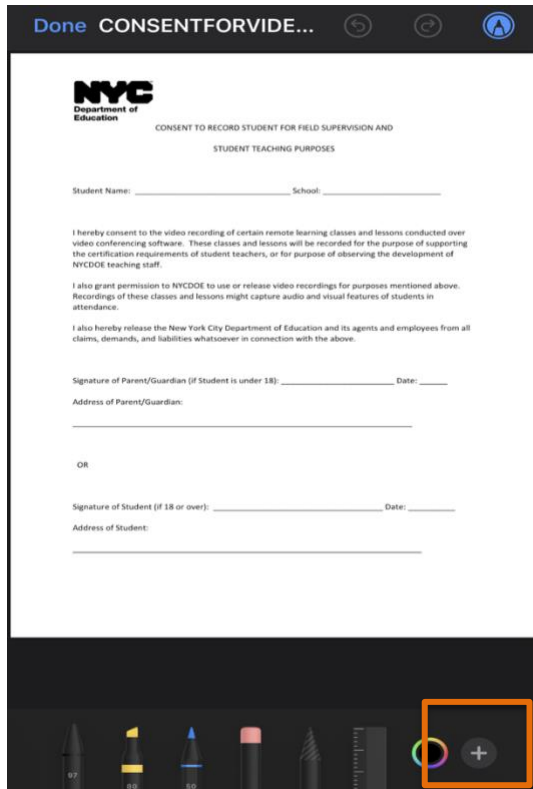


Fill-out and Sign a PDF Form on an iPhone


Open the PDF form the iPhone > Click on the Share button at the bottom of your screen > Select Markup



To Add Text: Click on the plus sign below > Select Text

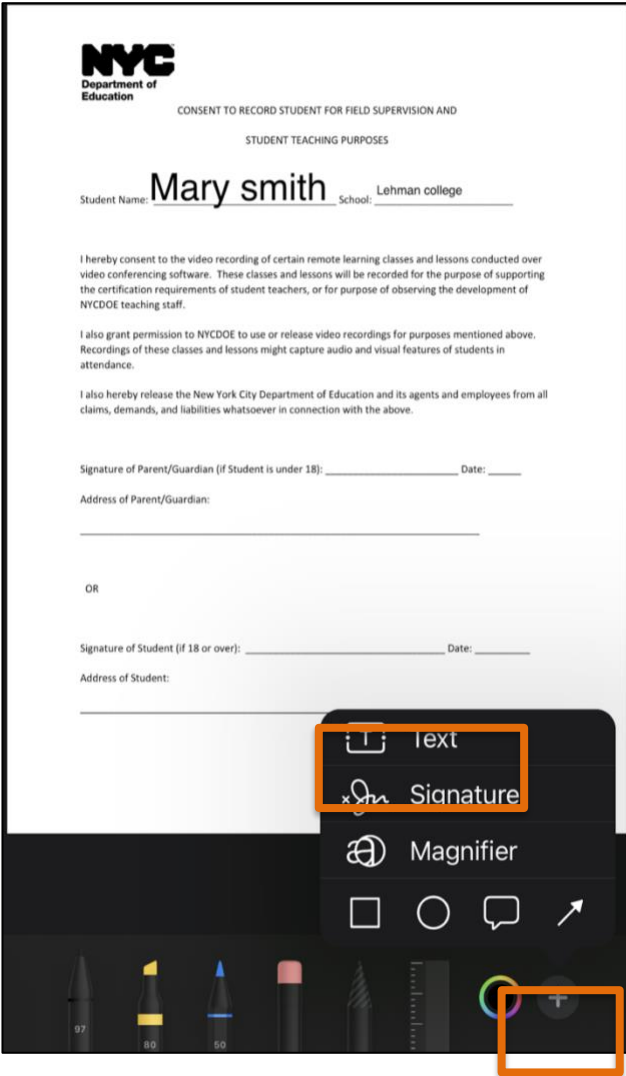


Drag textbox to area for > Double tap the textbox and type using keypad > Repeat for all areas that require typed text



To Add Signature: Click on plus sign > Select Signature

> Use finger or stylus to sign in the area provide > Click Done > Drag signature space in the form



NYC
Department of Education

CONSENT TO RECORD STUDENT FOR FIELD SUPERVISION AND
STUDENT TEACHING PURPOSES

Student Name: Mary smith School: Lehman college

I hereby consent to the video recording of certain remote learning classes and lessons conducted over video conferencing software. These classes and lessons will be recorded for the purpose of supporting the certification requirements of student teachers, or for purpose of observing the development of NYCDOE teaching staff.

I also grant permission to NYCDOE to use or release video recordings for purposes mentioned above. Recordings of these classes and lessons might capture audio and visual features of students in attendance.

I also hereby release the New York City Department of Education and its agents and employees from all claims, demands, and liabilities whatsoever in connection with the above.


Signature of Parent/Guardian (if Student is under 18): _____ Date: _____
Address of Parent/Guardian: _____

OR

Signature of Student (if 18 or over): _____ Date: _____
Address of Student: _____

Overlay menu options: Text, Signature, Magnifier

Bottom toolbar: Includes a plus sign (+) highlighted with an orange box.



To Return Signed Form: Click Done > Click Share button > Select Mail

