


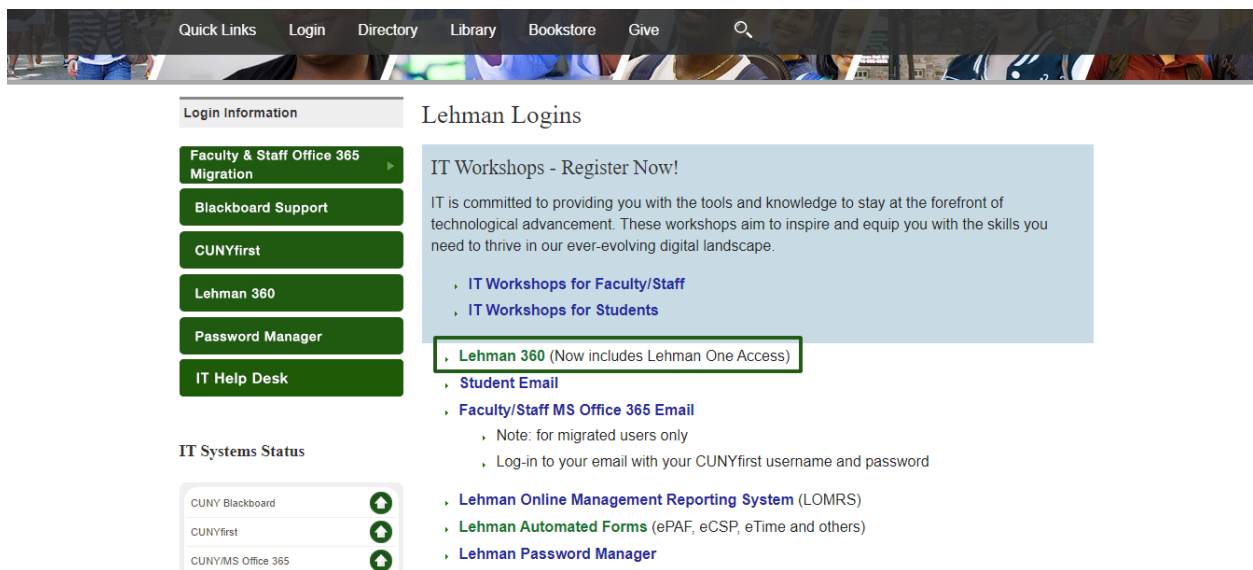


# Accessing Lehman 360

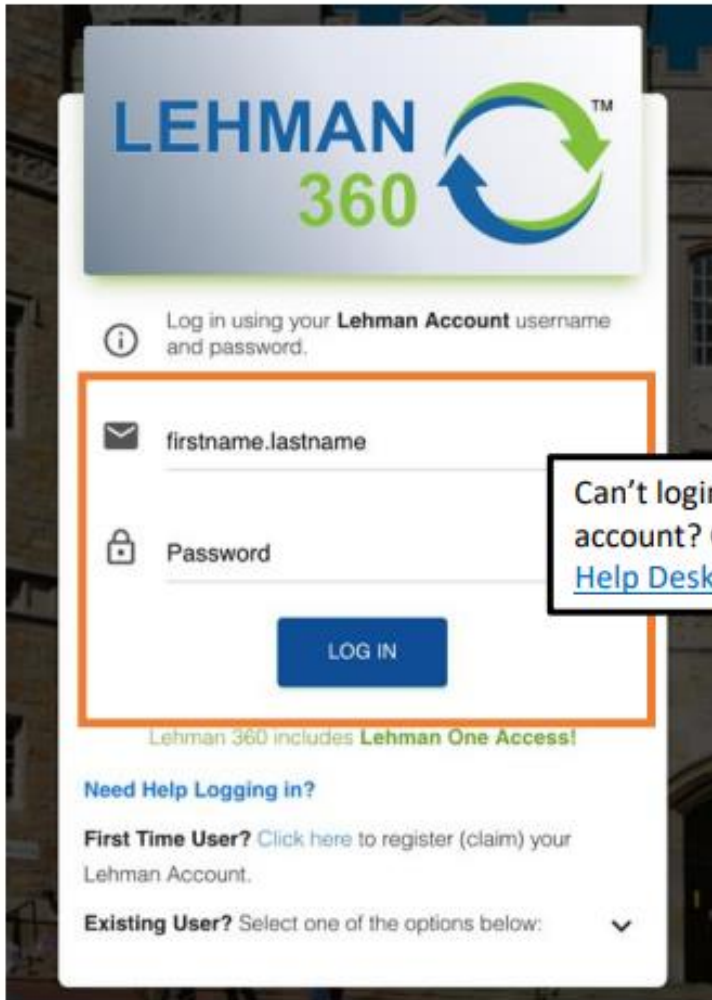
1. > Go to lehman.edu > Login



2. > Click Lehman 360



3. > Enter username and password (this is the same login information used to access Lehman WiFi on-campus) > Log In



The image shows a mobile application login screen for 'LEHMAN 360'. At the top, the logo features the word 'LEHMAN' in blue and '360' in green, next to a circular arrow icon. Below the logo, an information icon (i) is followed by the text 'Log in using your **Lehman Account** username and password.' The login form consists of two input fields: the first is labeled 'firstname.lastname' and the second is labeled 'Password' with a lock icon. A blue 'LOG IN' button is positioned below the password field. At the bottom of the form, there is a note: 'Lehman 360 includes **Lehman One Access!**'. Below the form, there is a section titled 'Need Help Logging in?' with two options: 'First Time User?' with a link to register, and 'Existing User?' with a dropdown arrow.

Can't login to your Lehman 360 account? Contact the [Lehman IT Help Desk](#) for assistance.