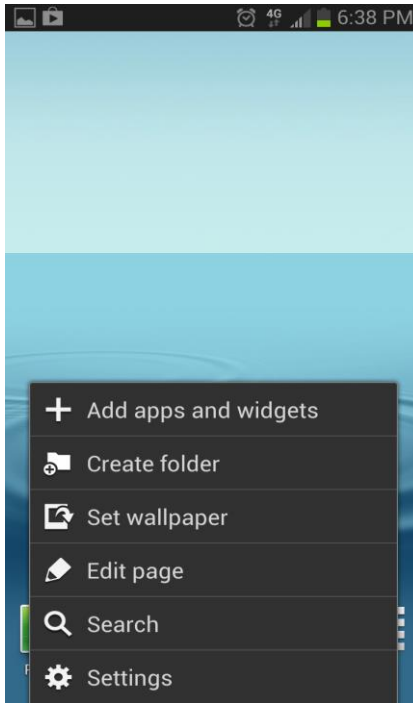

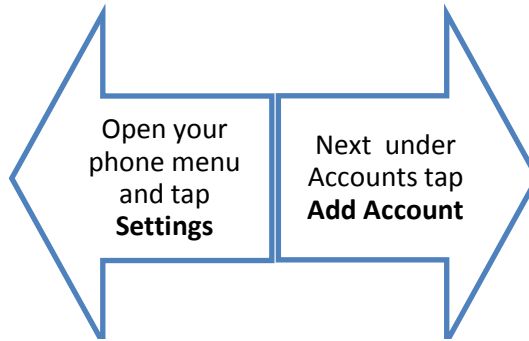






How to Configure Your Android Devices with Microsoft Exchange

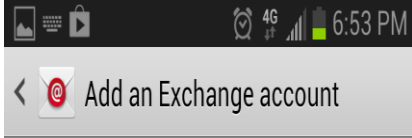


Step 1:



Step 2:





Configure exchange account in a few steps.

firstname.lastname@lehman.cuny.edu

.....

Show password

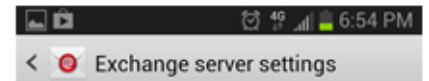
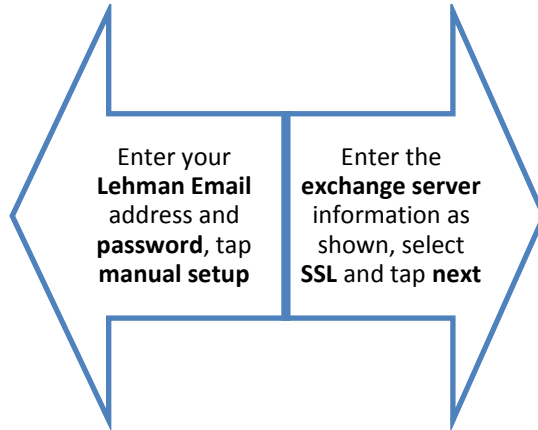
Send email from this account by default

Manual setup

Next

If your device does not auto fill, the Domain is LC

Step 3:



Domain\username

\firstname.lastname@lehman.cuny.edu

Password

.....

Exchange server

mail.lehman.edu

Use secure connection (SSL)

Use client certificate

Client certificate

Mobile device ID

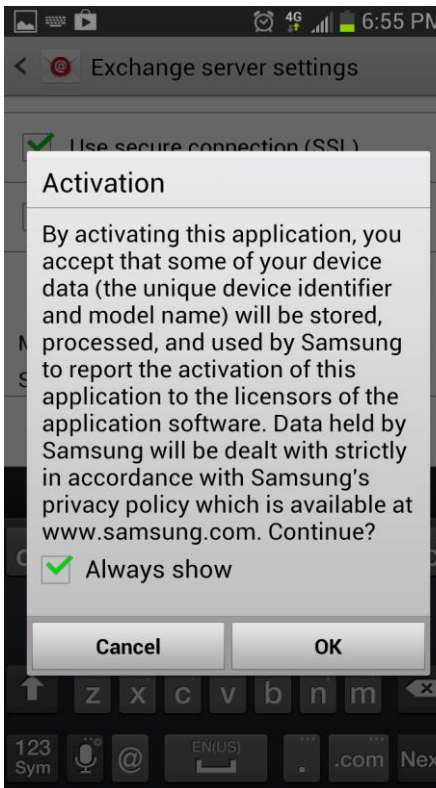
SEC377D20A347F3E

Next

If your username is more than 20 characters long, please enter the first 20 characters.

Step 4:

Tap **OK**, note: it may take a few minutes for your emails to begin flowing into your mail app



Please contact the IT Center Help Desk (Carman Hall 108 or (718) 960-1111 or help.desk@Lehman.cuny.edu if further assistance is needed.

