

LEHMAN COLLEGE AUXILIARY
ENTERPRISE CORPORATION

Financial Statements and
Supplementary Information

June 30, 2019 and 2018

(With Independent Auditors' Report Thereon)

LEHMAN COLLEGE AUXILIARY ENTERPRISE CORPORATION

Table of Contents

	<u>Page</u>
Independent Auditors' Report	1 - 2
Management's Discussion and Analysis	3 - 8
Financial Statements:	
Statements of Net Position	9
Statements of Revenue, Expenses and Changes in Net Position	10
Statements of Cash Flows	11 - 12
Notes to Financial Statements	13 - 18

* * * * *

INDEPENDENT AUDITORS' REPORT

The Board of Directors
Lehman College Auxiliary Enterprise Corporation:

Report on the Financial Statements

We have audited the accompanying financial statements of Lehman College Auxiliary Enterprise Corporation (the Auxiliary) as of and for the years ended June 30, 2019 and 2018, and the related notes to financial statements, which collectively comprise the Auxiliary's financial statements as listed in the table of contents.

Management's Responsibility for the Financial Statements

Management is responsible for the preparation and fair presentation of these financial statements in accordance with accounting principles generally accepted in the United States of America; this includes the design, implementation, and maintenance of internal control relevant to the preparation and fair presentation of financial statements that are free from material misstatement, whether due to fraud or error.

Auditor's Responsibility

Our responsibility is to express an opinion on these financial statements based on our audits. We conducted our audits in accordance with auditing standards generally accepted in the United States of America. Those standards require that we plan and perform the audit to obtain reasonable assurance about whether the financial statements are free from material misstatement.

An audit involves performing procedures to obtain audit evidence about the amounts and disclosures in the financial statements. The procedures selected depend on the auditor's judgment, including the assessment of the risks of material misstatement of the financial statements, whether due to fraud or error. In making those risk assessments, the auditor considers internal control relevant to the Auxiliary's preparation and fair presentation of the financial statements in order to design audit procedures that are appropriate in the circumstances, but not for the purpose of expressing an opinion on the effectiveness of the Auxiliary's internal control. Accordingly, we express no such opinion. An audit also includes evaluating the appropriateness of accounting policies used and the reasonableness of significant accounting estimates made by management, as well as evaluating the overall presentation of the financial statements.

We believe that the audit evidence we have obtained is sufficient and appropriate to provide a basis for our audit opinion.

Opinion

In our opinion, the financial statements referred to above present fairly, in all material respects, the net position of Lehman College Auxiliary Enterprise Corporation as of June 30, 2019 and 2018, and the respective changes in financial position and cash flows for the years then ended, in accordance with accounting principles generally accepted in the United States of America.

Other Matter

Required Supplementary Information

Accounting principles generally accepted in the United States of America require that the management's discussion and analysis on pages 3 through 8 be presented to supplement the basic financial statements. Such information, although not a part of the basic financial statements, is required by the Governmental Accounting Standards Board, who considers it to be an essential part of financial reporting for placing the basic financial statements in an appropriate operational, economic, or historical context. We have applied certain limited procedures to the required supplementary information in accordance with auditing standards generally accepted in the United States of America, which consisted of inquiries of management about the methods of preparing the information and comparing the information for consistency with management's responses to our inquiries, the basic financial statements, and other knowledge we obtained during our audit of the basic financial statements. We do not express an opinion or provide any assurance on the information because the limited procedures do not provide us with sufficient evidence to express an opinion or provide any assurance.

EFPR Group, CPAs, PLLC

Williamsville, New York
October 1, 2019

LEHMAN COLLEGE AUXILIARY ENTERPRISE CORPORATION

Management's Discussion and Analysis

June 30, 2019

The intent of Management Discussion and Analysis (MD&A) is to provide readers with a comprehensive overview of Lehman College Auxiliary Enterprise Corporation's (the Auxiliary) financial position as of June 30, 2019, and changes in net position for the year then ended. Since this MD&A is designed to focus on current activities, resulting changes, and currently known facts, it should be read in conjunction with the accompanying audited financial statements and related notes.

Financial Highlights

- The Auxiliary's total net position at June 30, 2019 was \$2,112,392, an increase of \$48,589 or 2% from the prior fiscal year.
- Operating revenue totaled \$1,921,980, a decrease of \$9,696 or 1% from the prior fiscal year.
- Operating expenses totaled \$1,451,343, an increase of \$87,903 or 6% from the prior fiscal year.

Financial Position

The Auxiliary's net position, the difference between assets and liabilities, is one way to measure the Auxiliary's financial health. Over time, increases and decreases in the Auxiliary's net position is one indicator of an Auxiliary's long term fiscal stability.

Statements of Net Position

The following summarizes the Auxiliary's assets, liabilities and net position as of June 30, 2019 and 2018, under the accrual basis of accounting:

	<u>2019</u>	<u>2018</u>	<u>Dollar change</u>	<u>Percent change</u>
Assets:				
Current assets	\$ 2,149,995	1,922,403	227,592	12%
Noncurrent assets	<u>502,622</u>	<u>506,115</u>	<u>(3,493)</u>	<u>(1%)</u>
Total assets	<u>2,652,617</u>	<u>2,428,518</u>	<u>224,099</u>	<u>9%</u>
Liabilities:				
Current liabilities	516,892	338,197	178,695	53%
Noncurrent liabilities	<u>23,333</u>	<u>26,518</u>	<u>(3,185)</u>	<u>(12%)</u>
Total liabilities	<u>540,225</u>	<u>364,715</u>	<u>175,510</u>	<u>48%</u>
Net position:				
Net investment in capital assets	306,700	320,420	(13,720)	(4%)
Unrestricted	<u>1,805,692</u>	<u>1,743,383</u>	<u>62,309</u>	<u>4%</u>
Total net position	\$ <u>2,112,392</u>	<u>2,063,803</u>	<u>48,589</u>	<u>2%</u>

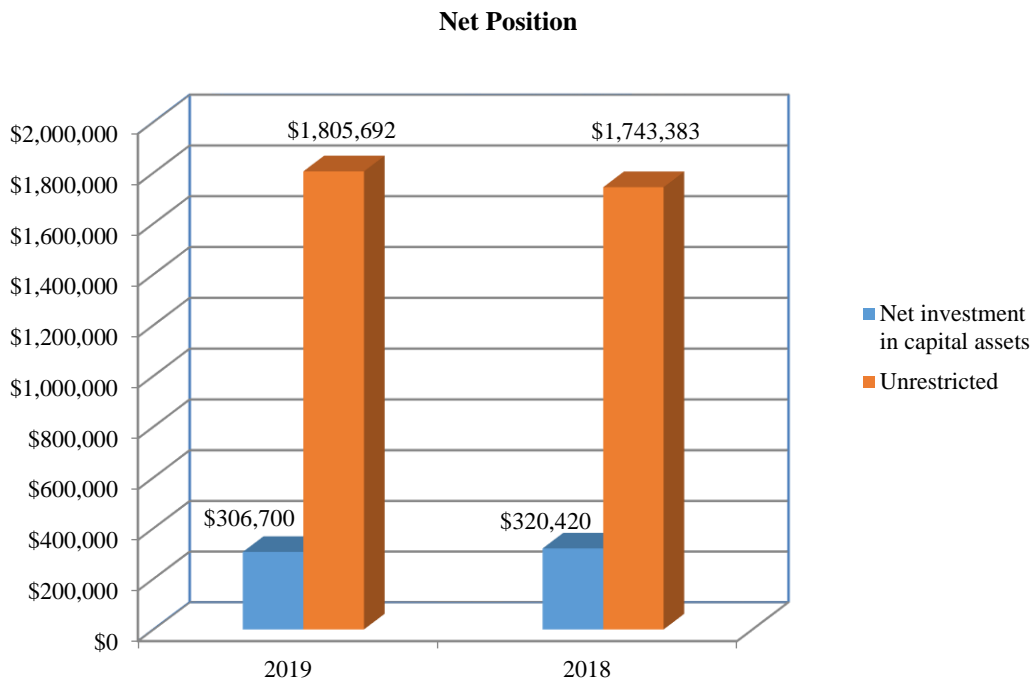
LEHMAN COLLEGE AUXILIARY ENTERPRISE CORPORATION

Management’s Discussion and Analysis, Continued

At June 30, 2019, the Auxiliary’s total assets increased by \$224,099 or 9%, compared to the prior fiscal year. This variance represents an increase in current assets of \$227,592 offset by a decrease in noncurrent assets of \$3,493. The increase in assets is largely attributable to the increase in cash at year end due to increased income from Auxiliary revenue generating activities and an increase in accounts payable over the prior fiscal year.

At June 30, 2019, the Auxiliary’s total liabilities increased \$175,510 or 48%, compared to the prior fiscal year. This is largely attributable to the increase in accounts payable and accrued liabilities which increased \$146,948 over the previous fiscal year due to a larger accrual than the previous year for unpaid expenses at year end.

The following illustrates the Auxiliary’s net position at June 30, 2019 and 2018, by category:



LEHMAN COLLEGE AUXILIARY ENTERPRISE CORPORATION

Management's Discussion and Analysis, Continued

Statements of Revenue, Expenses and Changes in Net Position

The statements of revenue, expenses and changes in net position presents the operating results of the Auxiliary, as well as nonoperating revenue and expenses, if any. The major components of revenue and expenses for the years ended June 30, 2019 and 2018, are as follows:

Revenue

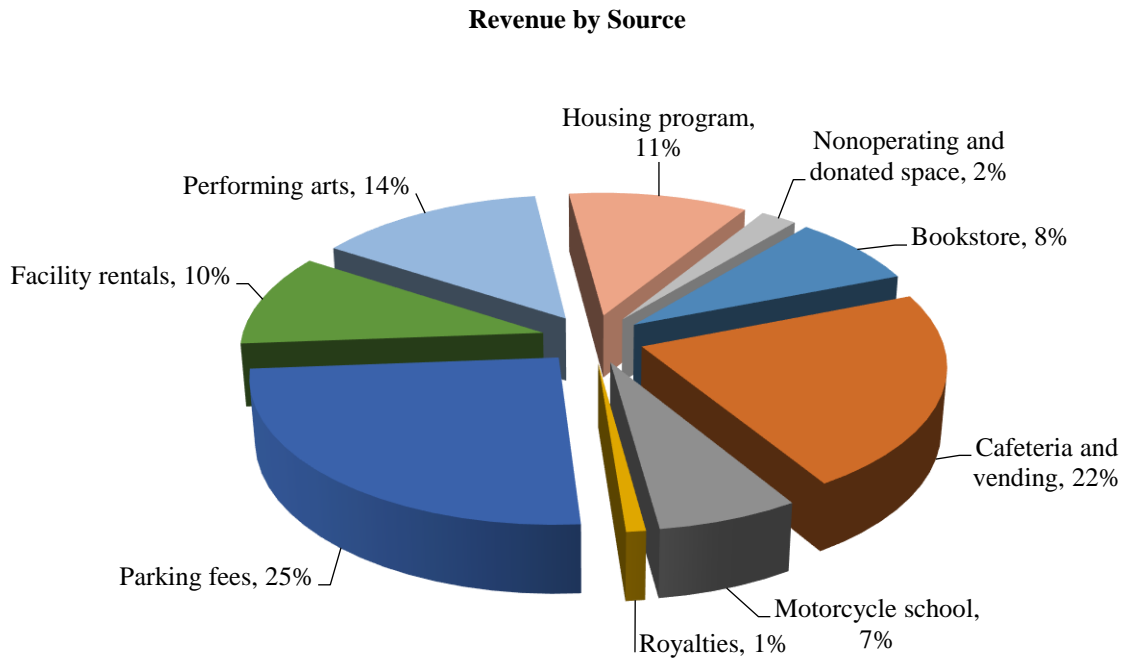
	<u>2019</u>	<u>2018</u>	<u>Dollar change</u>	<u>Percent change</u>
Operating revenue:				
Commissions:				
Bookstore	\$ 154,410	185,005	(30,595)	(17%)
Cafeteria and vending	439,683	421,210	18,473	4%
Motorcycle school	128,387	113,146	15,241	13%
Royalties	17,814	9,920	7,894	80%
Parking fees	484,633	421,914	62,719	15%
Facility rentals	200,326	311,738	(111,412)	(36%)
Performing arts	268,794	263,904	4,890	2%
Housing program	210,923	192,029	18,894	10%
Donated space	<u>17,010</u>	<u>12,810</u>	<u>4,200</u>	<u>33%</u>
Total operating revenue	<u>1,921,980</u>	<u>1,931,676</u>	<u>(9,696)</u>	<u>(1%)</u>
Nonoperating revenue:				
Investment gains	21,162	14,203	6,959	49%
Other income	<u>5,001</u>	<u>1,633</u>	<u>3,368</u>	<u>206%</u>
Total nonoperating revenue	<u>26,163</u>	<u>15,836</u>	<u>10,327</u>	<u>65%</u>
Total revenue	\$ <u>1,948,143</u>	<u>1,947,512</u>	<u>631</u>	<u>1%</u>

The Auxiliary's total revenue, including operating and nonoperating, for the year ended June 30, 2019, was \$1,948,143, an increase of \$631 or less than 1% from the prior fiscal year. Driving this were increases in cafeteria and vending commissions, motorcycle school revenue, royalties, parking fees, performing arts and housing. This is largely due to increase in demand for these services and for housing, additional income received from contractual rent increases. Demand for parking increased due to a restructuring of the permit rates which allowed for the sale of more evening only student parking permits. An increase was also noted in donated space corresponding to an increase in the square footage used in this calculation. Decreases were noted in bookstore commission and facility rentals due to corresponding declines in the demand for these services including the expiration of a third party contract held by the bookstore which generated additional commissions to Lehman College. The decrease in facility rentals are due to a decline in movie shoot and Lehman Studio rentals over the previous fiscal year. The increase in nonoperating revenue largely reflects increases in investment earnings over the previous fiscal year.

LEHMAN COLLEGE AUXILIARY ENTERPRISE CORPORATION

Management’s Discussion and Analysis, Continued

The following illustrates the Auxiliary’s operating revenue, by source, for the year ended June 30, 2019:



Expenses

	<u>2019</u>	<u>2018</u>	<u>Dollar change</u>	<u>Percent change</u>
Operating expenses:				
Parking	\$ 339,701	328,684	11,017	3%
Facility rentals	166,437	163,414	3,023	2%
Performing arts	316,404	288,765	27,639	10%
Housing program	218,138	222,116	(3,978)	(2%)
Student programs	104,167	89,113	15,054	17%
Donated space	17,010	12,810	4,200	33%
Management and general	195,935	179,464	16,471	9%
Depreciation	<u>93,551</u>	<u>79,074</u>	<u>14,477</u>	<u>18%</u>
Total operating expenses	1,451,343	1,363,440	87,903	6%
Nonoperating expenses - College support	<u>448,211</u>	<u>369,491</u>	<u>78,720</u>	<u>21%</u>
Total expenses	\$ <u>1,899,554</u>	<u>1,732,931</u>	<u>166,623</u>	<u>10%</u>

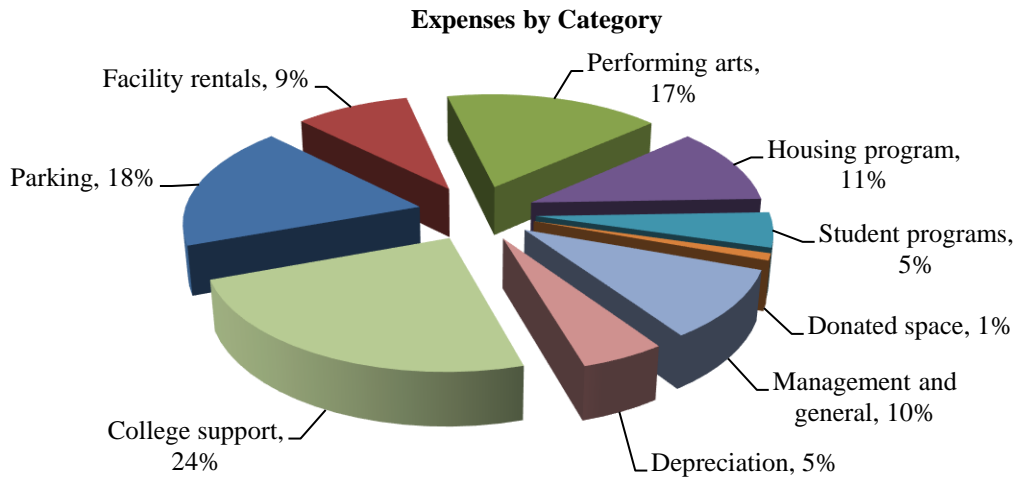
LEHMAN COLLEGE AUXILIARY ENTERPRISE CORPORATION

Management’s Discussion and Analysis, Continued

Total expenses, operating and nonoperating, for the year ended June 30, 2019 were \$1,899,554, an increase of \$166,623 or 10%, compared to the previous fiscal year. Increases were noted in parking, 3%, facility rentals, 2%, performing arts, 10%, student programs, 17%, donated space, 33%, management and general, 9%, and depreciation, 18%. The increase in parking reflects additional costs incurred for parking lot improvements and increased personnel costs. The increase in facility rentals is due to the purchase of new audio equipment for the use of Lehman Studios. The increase in performing arts is due to additional programming and the associated related costs. The increase in student programs was due to increases in part-time staffing and the increase in the minimum wage. The increase in donated space reflects an increase in the square footage used to calculate this expense. The increase in management and general reflects salary increases given to certain full-time staff as well an accrual for retroactive salary increases expected to be paid out in fiscal year 2020 corresponding to fiscal year 2019 and prior. Lastly, the increase in nonoperating expenses - College support, reflects additional funding made available to support Lehman College’s 50th Anniversary celebrations.

A decline was noted in housing programs due to expenses that were incurred in fiscal year 2018 that were not incurred in fiscal year 2019.

The following illustrates the Auxiliary’s total expenses, by category, for the year ended June 30, 2019:



LEHMAN COLLEGE AUXILIARY ENTERPRISE CORPORATION

Management's Discussion and Analysis, Continued

Cash Flows

The statement of cash flows provides information about cash receipts and cash payments during the fiscal year and assists users in assessing the Auxiliary's ability to maintain cash needed to meet its obligations and its dependency on external financing. At June 30, 2019, the Auxiliary cash totaled \$1,478,853, an increase of \$265,411 over June 30, 2018. The Auxiliary has sufficient cash flow to maintain its obligations and does not have or rely on external financing to fund any of its obligations.

Economic Factors That May Affect the Future

There are no known economic factors that may influence the future. The Auxiliary depends on user fees and commissions to fund its expenditures. Decreases in revenue would be offset by a corresponding decrease in expenditures or an increase in rates.

LEHMAN COLLEGE AUXILIARY ENTERPRISE CORPORATION
 Statements of Net Position
 June 30, 2019 and 2018

<u>Assets</u>	<u>2019</u>	<u>2018</u>
Current assets:		
Cash and equivalents	\$ 1,478,853	1,213,442
Accounts receivable, net of allowance for doubtful accounts of \$127,532 in 2019 and \$125,336 in 2018	332,426	387,801
Prepaid expenses and other assets	73,508	66,090
Investments in CUNY investment pool, short-term (note 4)	<u>265,208</u>	<u>255,070</u>
Total current assets	<u>2,149,995</u>	<u>1,922,403</u>
Noncurrent assets:		
Investments in CUNY investment pool, long-term (note 4)	195,922	185,695
Capital assets, net (note 5)	<u>306,700</u>	<u>320,420</u>
Total noncurrent assets	<u>502,622</u>	<u>506,115</u>
Total assets	<u>2,652,617</u>	<u>2,428,518</u>
<u>Liabilities</u>		
Current liabilities:		
Accounts payable and accrued expenses	223,352	76,404
Due to related parties (note 8)	233,240	218,597
Deposits held in custody for others (note 6)	45,767	34,346
Unearned revenue	<u>14,533</u>	<u>8,850</u>
Total current liabilities	516,892	338,197
Noncurrent liabilities - security deposit	<u>23,333</u>	<u>26,518</u>
Total liabilities	<u>540,225</u>	<u>364,715</u>
<u>Net Position</u>		
Net investment in capital assets	306,700	320,420
Unrestricted	<u>1,805,692</u>	<u>1,743,383</u>
Total net position	<u>\$ 2,112,392</u>	<u>2,063,803</u>

See accompanying notes to financial statements.

LEHMAN COLLEGE AUXILIARY ENTERPRISE CORPORATION
Statements of Revenue, Expenses and Changes in Net Position
Years ended June 30, 2019 and 2018

	<u>2019</u>	<u>2018</u>
Operating revenue:		
Commissions:		
Bookstore	\$ 154,410	185,005
Cafeteria and vending	439,683	421,210
Motorcycle school	128,387	113,146
Royalties	17,814	9,920
Parking fees	484,633	421,914
Facility rentals	200,326	311,738
Performing arts	268,794	263,904
Housing program	210,923	192,029
Donated space (note 7)	<u>17,010</u>	<u>12,810</u>
Total operating revenue	<u>1,921,980</u>	<u>1,931,676</u>
Operating expenses:		
Parking	339,701	328,684
Facility rentals	166,437	163,414
Performing arts	316,404	288,765
Housing program	218,138	222,116
Student programs	104,167	89,113
Donated space	17,010	12,810
Management and general	195,935	179,464
Depreciation	<u>93,551</u>	<u>79,074</u>
Total operating expenses	<u>1,451,343</u>	<u>1,363,440</u>
Income from operations	<u>470,637</u>	<u>568,236</u>
Nonoperating revenue (expenses):		
Investment gains	21,162	14,203
Other income	5,001	1,633
College support	<u>(448,211)</u>	<u>(369,491)</u>
Total nonoperating expenses, net	<u>(422,048)</u>	<u>(353,655)</u>
Change in net position	48,589	214,581
Net position at beginning of year	<u>2,063,803</u>	<u>1,849,222</u>
Net position at end of year	<u>\$ 2,112,392</u>	<u>2,063,803</u>

See accompanying notes to financial statements.

LEHMAN COLLEGE AUXILIARY ENTERPRISE CORPORATION
Statements of Cash Flows
Years ended June 30, 2019 and 2018

	<u>2019</u>	<u>2018</u>
Cash flows from operating activities:		
Cash receipts from:		
Bookstore commissions	\$ 173,065	150,256
Cafeteria and vending commissions	456,177	335,933
Motorcycle school	117,061	121,210
Royalties commissions	17,814	9,920
Parking fees	468,669	407,715
Facility rentals	160,514	250,804
Performing arts	299,582	225,017
Housing program	228,202	226,139
Cash payments to/for:		
Salaries and employee benefits	(346,021)	(314,505)
Vendors	(138,111)	(254,675)
Performing arts	(315,141)	(288,764)
Housing program	(217,838)	(222,116)
Facility rentals	<u>(124,554)</u>	<u>(109,290)</u>
Net cash provided by operating activities	<u>779,419</u>	<u>537,644</u>
Cash flows from noncapital financing activities:		
Increase (decrease) in deposits held in custody for others	11,421	(90)
Bad debt recovery	7,313	-
Repayment of security deposits	(3,185)	(5,149)
College support	<u>(448,211)</u>	<u>(369,491)</u>
Net cash used in noncapital financing activities	<u>(432,662)</u>	<u>(374,730)</u>
Cash flows from capital and related financing activities - purchase of capital assets	<u>(79,831)</u>	<u>-</u>
Cash flows from investing activities:		
Investment income	797	701
Other income (loss)	<u>(2,312)</u>	<u>1,633</u>
Net cash provided by (used in) investing activities	<u>(1,515)</u>	<u>2,334</u>
Net change in cash and equivalents	265,411	165,248
Cash and equivalents at beginning of year	<u>1,213,442</u>	<u>1,048,194</u>
Cash and equivalents at end of year	<u>\$ 1,478,853</u>	<u>1,213,442</u>

(Continued)

See accompanying notes to financial statements.

LEHMAN COLLEGE AUXILIARY ENTERPRISE CORPORATION
Statements of Cash Flows, Continued

	<u>2019</u>	<u>2018</u>
Reconciliation of income from operations to net cash provided by operating activities:		
Income from operations	\$ 470,637	568,236
Adjustments to reconcile income from operations to net cash provided by operating activities:		
Depreciation	93,551	79,074
Increase in allowance for doubtful accounts	2,196	25,969
Changes in:		
Accounts receivable	53,179	(129,398)
Prepaid expenses and other assets	(7,418)	(38,515)
Accounts payable and accrued expenses	146,948	(30,752)
Due to related parties	14,643	74,578
Unearned revenue	<u>5,683</u>	<u>(11,548)</u>
Net cash provided by operating activities	<u>\$ 779,419</u>	<u>537,644</u>
Supplemental schedule of cash flow information:		
Donated space revenue	<u>\$ 17,010</u>	<u>12,810</u>
Donated space expense	<u>\$ 17,010</u>	<u>12,810</u>

See accompanying notes to financial statements.

LEHMAN COLLEGE AUXILIARY ENTERPRISE CORPORATION

Notes to Financial Statements

June 30, 2019 and 2018

(1) Nature of Organization

The Lehman College Auxiliary Enterprise Corporation (the Auxiliary) is a nonprofit corporation organized to support certain student activities and provide facilities and auxiliary services for the benefit of the campus of Herbert H. Lehman College (the College) of the City University of New York (CUNY or the University).

(2) Summary of Significant Accounting Policies

(a) Basis of Accounting

The Auxiliary's accounting policies conform to accounting principles generally accepted in the United States of America (GAAP) and applicable Governmental Accounting Standards Board (GASB) pronouncements.

For financial reporting purposes, the Auxiliary is considered to be a special-purpose entity engaged only in business-type activities. GASB defines business-type activities as activities financed in whole or in part by fees charged to external parties for goods or services. Accordingly, the accompanying financial statements have been prepared using the economic resources measurement focus and the accrual basis of accounting in accordance with GAAP, as prescribed by GASB. For financial reporting purposes, the Auxiliary is also considered to be a discretely presented component unit of the University, as defined by GASB.

(b) Net Position

The Auxiliary's resources are classified into the following net position categories:

Net investment in capital assets - Capital assets, net of accumulated depreciation and outstanding principal balances of debt, if any, attributable to the acquisition, construction, or improvement of those assets.

Restricted - non-expendable - Net position subject to externally imposed stipulations requiring the Auxiliary to maintain them in perpetuity.

Restricted - expendable - Net position whose use is subject to externally imposed stipulations that can be fulfilled by the actions of the Auxiliary or the passage of time.

Unrestricted - All other net position, including net position designated by actions, if any, of the Auxiliary's Board of Directors.

At June 30, 2019, the Auxiliary had no restricted net position.

(c) Cash and Equivalents

Cash and equivalents are comprised of highly liquid instruments with original maturities of 90 days or less.

LEHMAN COLLEGE AUXILIARY ENTERPRISE CORPORATION

Notes to Financial Statements, Continued

(2) Summary of Significant Accounting Policies, Continued

(d) Accounts Receivable

Accounts receivable are stated at the amount management expects to collect from outstanding balances. Management provides for probable uncollectible amounts through a provision for bad debt expense and an adjustment to a valuation allowance based on its assessment of the current status of individual accounts. Balances that are still outstanding after management has used reasonable collection efforts are written off through a charge to the valuation allowance and a credit to accounts receivable.

(e) Investments

The Auxiliary has investments held by CUNY in an investment pool which is under the control of the Committee on Fiscal Affairs of the Board of Trustees of CUNY (the Committee) totaling \$461,130 and \$440,765 at June 30, 2019 and 2018, respectively. Several investment advisory firms are engaged to assist the Committee in its Investment Pool portfolio management, which is comprised of cash and cash equivalents, corporate bonds, equities, mutual funds, U.S. agency mortgage-backed securities, U.S. government bonds and foreign bonds. Realized and unrealized gains and losses are included in the statements of revenue, expenses and changes in net position.

(f) Capital Assets

Capital assets are stated at cost at the date of acquisition or fair value at the date of contribution, if donated. In accordance with the Auxiliary's capital asset policy, capital assets are defined as any asset with a useful life of at least two years and a cost or value at the time of receipt of \$1,000 or more for computer hardware and \$5,000 or more for all other equipment; and \$25,000 or more for building improvements. Depreciation is computed using the straight-line method over the estimated useful life of the asset and is not allocated to the functional expense categories. The estimated useful life of furniture, fixtures and equipment is five years and the estimated useful life of building improvements is 25 years.

(g) Revenue Recognition

Operating revenue is recognized in the period earned and is primarily derived from agreements with third-party vendors that provide bookstore, cafeteria, and vending, facility rentals, fees for parking and other services. Fees that are collected prior to year-end, if any, relating to the subsequent year are recorded as unearned revenue.

(h) Donated Space

The Auxiliary operates on the campus of the College and, utilizes office space made available to it. The cost savings associated with such arrangements are recorded as donated space and are recognized as revenue and expenses in the accompanying financial statements based on the fair value of such facilities (note 7).

LEHMAN COLLEGE AUXILIARY ENTERPRISE CORPORATION

Notes to Financial Statements, Continued

(2) Summary of Significant Accounting Policies, Continued

(i) Functional Expenses

The costs of providing the various programs and other activities have been summarized on a functional basis in the statements of revenue, expenses and changes in net position. Accordingly, certain costs have been allocated among the programs and supporting services benefited.

(j) Use of Estimates

The preparation of financial statements in accordance with GAAP requires management to make estimates and judgments that affect the reported amounts of assets and liabilities and disclosures of contingent assets and liabilities at the date of the financial statements and the reported amounts of revenue and expenses during the reporting period. Actual results could differ from those estimates.

(k) Commissions

Bookstore, cafeteria and vending commissions represent income earned under contracts with third-party vendors who operate and maintain the campus bookstore, cafeteria, and vending services, respectively.

(l) Subsequent Events

The Auxiliary has evaluated subsequent events through the date of the report which is the date the financial statements were available to be issued.

(m) Income Taxes

The Auxiliary is exempt from federal income taxes under Section 501(c)(3) of the Internal Revenue Code (the Code), therefore, no provision for income taxes is reflected in the financial statements. The Auxiliary has been classified as a publicly supported organization that is not a private foundation under Section 509(a) of the Code. The Auxiliary presently discloses or recognizes income tax positions based on management's estimate of whether it is reasonably possible or probable that a liability has been incurred for unrecognized income taxes. Management has concluded that the Auxiliary has taken no uncertain tax positions that require adjustment in its financial statements. U.S. Forms 990 filed by the Auxiliary are subject to examination by taxing authorities.

(3) Cash and Equivalents and Investments

Custodial credit risk of deposits is the risk that the Auxiliary's deposits may not be returned in the event of a bank failure. At June 30, 2019, \$1,279,764 of the Auxiliary's bank balance of \$1,529,764 was exposed to custodial credit risk as such balances were not within the FDIC deposit insurance limits.

LEHMAN COLLEGE AUXILIARY ENTERPRISE CORPORATION

Notes to Financial Statements, Continued

(4) Investments in CUNY Investment Pool and Related Investment Income

The Auxiliary's investments in the investment pool comprise assets which are pooled and invested by and under the control of the Committee on Fiscal Affairs of the Board of Trustees of CUNY. Pooled investments include equity and fixed income securities. Investments as of June 30, 2019 and 2018, are comprised of the following:

	<u>2019</u>	<u>2018</u>
Investments in CUNY investment pool, short term	\$ 265,208	255,070
Investments in CUNY investment pool, long-term	<u>195,922</u>	<u>185,695</u>
	\$ <u>461,130</u>	<u>440,765</u>

The following table summarizes the activity for financial instruments for the years ended June 30, 2019 and 2018:

Balance at July 1, 2017	\$ 427,263
Interest and dividends	4,868
Realized gains	1,738
Unrealized gains	<u>6,896</u>
Balance at June 30, 2018	440,765
Interest and dividends	8,733
Realized gains	32,639
Unrealized losses	<u>(21,007)</u>
Balance at June 30, 2019	\$ <u>461,130</u>

A summary of investment gain for the years ended June 30, 2019 and 2018 is as follows:

	<u>2019</u>	<u>2018</u>
Interest and dividends	\$ 8,733	4,868
Realized gains	32,639	1,738
Unrealized gains (losses)	<u>(21,007)</u>	<u>6,896</u>
Total investment gain	\$ <u>20,365</u>	<u>13,502</u>

LEHMAN COLLEGE AUXILIARY ENTERPRISE CORPORATION

Notes to Financial Statements, Continued

(5) Capital Assets

At June 30, 2019 and 2018, capital assets consisted of the following:

	2019			
	Beginning Balance	Additions	Disposals	Ending balance
Equipment	\$ 336,078	27,957	-	364,035
Cafeteria renovations	464,300	-	-	464,300
Parking gate	211,187	51,874	-	263,061
Parking lot improvements	<u>185,000</u>	<u>-</u>	<u>-</u>	<u>185,000</u>
	1,196,565	79,831	-	1,276,396
Less accumulated depreciation	<u>(876,145)</u>	<u>(93,551)</u>	<u>-</u>	<u>(969,696)</u>
	<u>\$ 320,420</u>	<u>(13,720)</u>	<u>-</u>	<u>306,700</u>
	2018			
	Beginning Balance	Additions	Disposals	Ending balance
Equipment	\$ 336,078	-	-	336,078
Cafeteria renovations	464,300	-	-	434,300
Parking gate	211,187	-	-	211,187
Parking lot improvements	<u>185,000</u>	<u>-</u>	<u>-</u>	<u>185,000</u>
	1,196,565	-	-	1,196,565
Less accumulated depreciation	<u>(797,071)</u>	<u>(79,074)</u>	<u>-</u>	<u>(876,145)</u>
	<u>\$ 399,494</u>	<u>(79,074)</u>	<u>-</u>	<u>320,420</u>

(6) Deposits Held in Custody for Others

At June 30, 2019 and 2018, the Auxiliary held \$45,767 and \$34,346, respectively, which related to deposits held in custody for others, and is comprised of funds which are held on behalf of various other groups and organizations related to the College.

(7) Donated Space

The Auxiliary utilizes certain facilities provided by the College. The estimated fair values of facilities are included in the accompanying statements of revenue, expenses and changes in net position. Donated space for the years ended June 30, 2019 and 2018 amounted to \$17,010 and \$12,810, respectively.

LEHMAN COLLEGE AUXILIARY ENTERPRISE CORPORATION

Notes to Financial Statements, Continued

(8) Related Party Transactions

The Auxiliary has funded various College expenses including campus ceremonies, equipment and maintenance and music expenses. These expenses are included within College support in the accompanying statements of revenue, expenses and changes in net position. College support for the years ended June 30, 2019 and 2018 amounted to \$448,211 and \$369,491, respectively. The Auxiliary is occasionally required to transfer funds to/from other College related entities during the course of the year for payroll reimbursement and other costs, if any.

The Auxiliary has invested \$461,130 and \$440,765 as of June 30, 2019 and 2018, respectively, in the CUNY investment pool (note 4) which is under the control of the Committee, a related party.

At June 30, 2019 and 2018, the Auxiliary owed \$233,240 and \$218,597, respectively, to other Lehman College entities. These amounts are included in due to related parties on the statements of net position.